



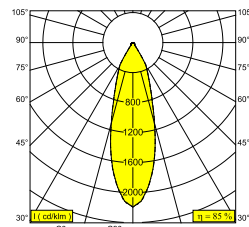
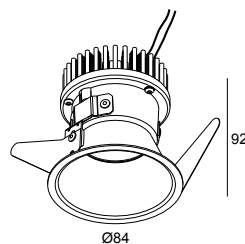
## DEEP VARO AC 92733 DIM8 W

21927 9228 W

AVAILABLE IN

**BLACK** 21927 9228 B

**WHITE** 21927 9228 W



[View on website](#)



### General info

<b>LOCATION</b>	indoor
<b>INSTALLATION</b>	Ceiling Recessed
<b>CUTOUT SHAPE/SIZE (MM)</b>	round - 76
<b>RECESSED DEPTH (MM)</b>	100
<b>THICKNESS OF MOUNTING SURFACE (MM)</b>	min.5
<b>INGRESS PROTECTION</b>	IP20
<b>WEIGHT (KG)</b>	0.3
<b>ADJUSTABILITY</b>	non adjustable
<b>INFORMATION</b>	REFLECTOR FL-33°

### Electrical info

<b>ELECTRICAL</b>	230V / 50-60Hz
<b>CLASS</b>	I
<b>DIM TYPE</b>	mains (phase cut-off)
<b>ENERGY CLASS</b>	F

### Lightsource info

<b>LIGHTSOURCE NAME</b>	LED
<b>LIGHTSOURCE</b>	AC LED array 8W / CRI>90 (R9: 55) / 2700K / 597lm
<b>TM-30 VALUES</b>	Rf: 92 / Rg: 98
<b>SDCM</b>	SDCM3
<b>RISKGROUPE</b>	RG1
<b>LM80</b>	L80B10 > 67000
<b>LED TECHNICS (LIGHT SOURCE)</b>	597lm // 8W // 75lm/W
<b>LED TECHNICS (LUMINAIRE)</b>	510lm // 8W // 64lm/W













### Options

PLASTERKIT 101

For detailed installation instructions, please consult the manual: [21927\\_XXX8\\_HAND.pdf](#)



CEILING COMPATIBILITY

Ceiling Type	Mounting Kit	
 System ceiling	-	
 Plasterboard	-	
 Stucanet	 PLASTERKIT 101	Required
 Wood	-	
 Concrete + plaster	 PLASTERKIT 101	Required
 Lintel + plaster	 PLASTERKIT 101	Required
 Hollow-core slab + plaster	 PLASTERKIT 101	Required
 Stretched ceiling	-	

FINISH YOUR SPECIFICATION

Plasterkits



**202 11 19** PLASTERKIT 101

☐

Notes: